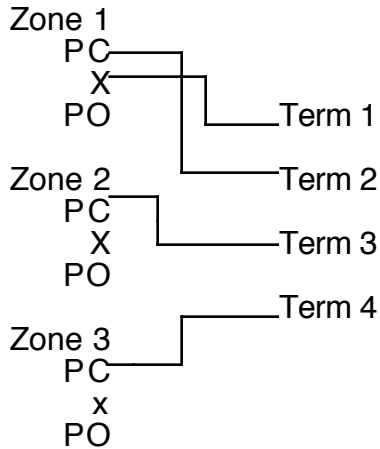


# Wiring Diagram for Control Panels to SD Dampers and Airzone Systems

## Airzone System Wiring Diagrams

Robert Shaw SZC & SZD Control Panels

Airzone/  
Flexdamper  
Terminals

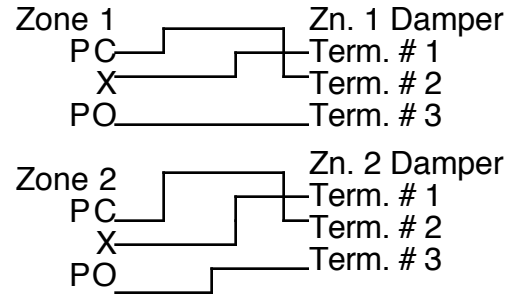


NOTE: You only have to wire Terminal 1 (black wire) to the 1st Zone common (X).

## SD Series Damper Wiring Diagrams

Robert Shaw SZC & SZD Control Panels

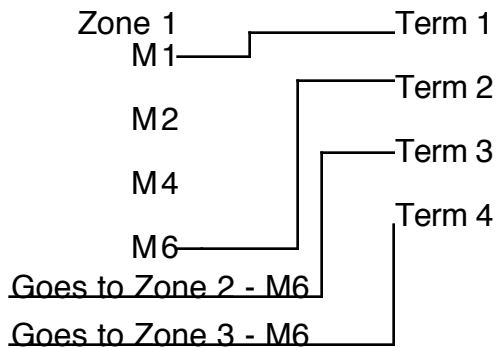
SD Series Dampers



The SD Series' Belimo LMB24 has a dial switch on the face with positions 0 and 1. The factory setting is 1. If moved to 0, terminals #2 and #3 can be switched to work opposite of above. Therefore, the only wire that MUST be correct is Terminal #1 to X (Common).

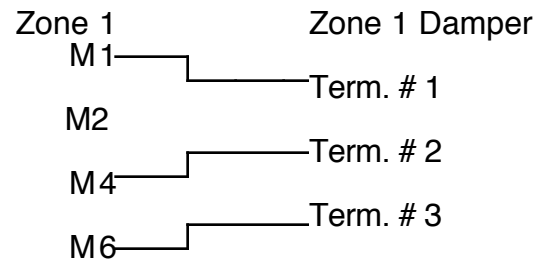
Durozone ED-4 Control Panel

Airzone / Flex-damper  
Terminals



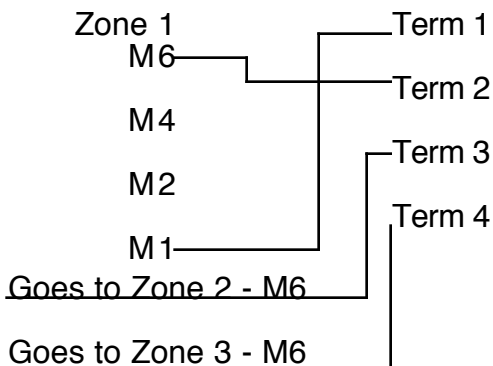
Durozone ED-4 Control Panel

SD Series Dampers



EWC Control Panels

Airzone / Flex-damper  
Terminals



EWC Control Panels

SD Series Dampers

